

The Baby Rose (David Kaynor)**Improper / Easy**

A1	N B & Sw (16)
A2	Cir Lt 3/4 (8) P DsD (8)
B1	P B & Sw (16)
B2	L chain (8) Lt hand star (8) [to new N]
☯	

Blackbird Pie (Joseph Pimentel)**Improper / Easy**

A1	Dn the hall 4-in-line (1's in the middle) (8) Turn alone, return, bend the line(8)
A2	Cir Lt (8) (hands across) L Hand Star (8)
B1	*Ladies See-Saw (8) Gents DsD (8)
B2	LLFB (8) 1's Sw (end facing Dn between new 2's) (8)
☯	<i>*Works nicely if the gents drop out of the star (from A2) and the ladies pull into the See-Saw.</i>

Butter (Gene Hubert) **Becket / Easy**

A1	Slide Lt Cir Lt 3/4 (8) N Sw (8)
A2	LLFB (8) L ch (8)
B1	Hey (16)
B2	P B & Sw (16)
☯	

The Carousel (Tom Hinds)**Improper / Easy**

A1	LLFB (8) L almd Lt 1.5 (8)
A2	Hey for Four (Pass prt rt sh on side) (16)
B1	P B & Sw (16)
B2	Cir Lt 3/4 (8) N Sw (8)
☺	

The Carousel #2 (Tom Hinds) Improper / Easy

A1	LLFB (8) L almd Lt 1.5 (8)
A2	Hey for Four (Pass prt rt sh on side) (16)
B1	P gypsy and Sw (16)
B2	Cir Lt 3/4 (8) N Sw (8)
☺	

Aberdeen Angus #2 (John Coffman) Duple improper / Easy

A1	N Almd Lt 1.5 (8) G Almd Rt 1.5 (8)
A2	P B & Sw (16)
B1	Cir Lt 3/4 (8) N Sw (8)
B2	Bal ring (4) Petronella twirl (4) [2X]
☺	<i>Progression @ B2, spin to face new N</i>

Aberdeen Angus #1 (John Coffman)**Duple improper / Easy**

A1	N Almd Lt 1.5 (8) G DsD 1.5 (8)
A2	P B & Sw (16)
B1	Cir Lt 3/4 (8) N Sw (8)
B2	Bal ring (4) Petronella twirl (4) [2X]
☺	Progression @ B2, spin to face new N


A-1 Reel (Chris Weiler)**Becket / Easy**

A1	Cir Lt 3/4 (8) Bal ring & Calif twirl (8)
A2	NEW N B & Sw (16)
B1	Rt & Lt across (8) Ladies Almd Rt 1.5(8)
B2	P B & Sw (16)
☺	Progress CCW


Midwest Folklore (Orace Johnson)**Becket / Easy**

A1	Cir Lt 3/4 (8) N DsD (8)
A2	N B & Sw (16)
B1	Cir Lt 3/4 (8) P DsD (8)
B2	P B & Sw (16) Slide Lt
☺	


Cranky Ingenuity (Bill Olson)**Improper / Easy**

A1	Cir Lt 1x (8) as couple DsD (8)
A2	N DsD (8) N Sw (8)
B1	Gents Almd Lt 1.5 (8) P Sw (8)
B2	Cir Lt 3/4 (8) Bal ring, Calif twirl (8)
	


Dog Branch Reel (Bob Dalsemer)**Improper / Easy**

A1	N DsD (8) 1s Sw in ctr (end facing dn between 2s (8)
A2	Dn hall 4 in line (8) Turn alone, come back, bend line (8)
B1	Cir Lt (8) N Sw (8)
B2	LLFB (8) 2s Sw in ctr (end facing up) (8)
	


Dog Branch Reel (RG var) (Bob Dalsemer)**Improper / Easy**

A1	N Almd Rt 1.5(8) 1s Sw in ctr (end facing dn between 2s (8)
A2	Dn hall 4 in line (8) Turn alone, come back, bend line (8)
B1	Cir Lt (8) N Sw (8)
B2	LLFB (8) 2s Sw in ctr (end facing up) (8)
	


Clean as a Whistle (Bob Isaacs)**Improper / Easy**

A1	N Almd Lt 1.5 (8) L Almd Rt 1.5 (8)
A2	P B & Sw (16)
B1	Cir Lt 3/4 (8) N Sw (8)
B2	LLFB (8) Rt star (8)
	


Big Easy (Becky Hill) Improper / Easy

A1	N B & Sw (16)
A2	LLFB (8) Ladies Almd Rt 1.5 (8)
B1	P B & Sw (16)
B2	Cir Lt 3/4 (8) Bal ring, pass through (8)
	


Roll in the Hey (Roger Doole) Improper / Easy

A1	Cir Lt (8) N Sw (8)
A2	Cir Lt 3/4 (8) P Sw (8)
B1	LLFB (8) L chain (8)
B2	Hey (16)
	


Salmon Chanted Evening (Steve Zakon-Anderson) Improper / Easy

A1	N Almd Rt 1.5(8) G Almd Lt 1.5
A2	P Gypsy & Sw (16)
B1	L chain [2x] (16)
B2	Prom across (8) Cir Lt 3/4 & pass through (8)
	


Flutterby's () Improper / Easy

A1	Cir Lt 3/4 (8) N DsD (8)
A2	N B & Sw (16)
B1	L chain [2x] (16)
B2	LLFB (8) 1s Sw (end facing new cpl) (8)
	


New World (Bob Dalsemer) Improper / Easy

A1	N DsD (8) Cir Lt (8)
A2	Cir Rt 1x (8) N Almd Lt 1.5 (8)
B1	L chain [2x] (16)
B2	LLFB (8) 1s Sw (end facing new cpl) (8)
	


The Barn Mixer (Rick Mohr)**Scattered 4s / Easy**

A1	Cir Lt (8) Rt star (8)
A2	Rt & Lt thru (8) N DsD (8)
B1	N B & Sw (16) (becomes new P)
B2	Prom anywhere (16) Find new cpl to cir with
	

Beginner's Class () Improper /

A1	N Sw (8) Cir Lt 3/4 (8)
A2	P B & Sw (16) LLFB (8)
B1	N DsD (8) L chain (8)
B2	Star Lt (8) Almd Rt (8)
	<i>Calif twirl (8) Petronella twirl (8)</i>

Cedar Street Shuffle (Penn Fix)**Improper / Easy**

A1	N B & Sw (16)
A2	L ch (8) Cir Lt 1x (8)
B1	Pass thru across set (8) P Sw (8)
B2	L ch (8) Rt & Lt thru (8)
	<i>Trying giving a little tug from the Cir in A2 into the B1 pass through.</i>

Chama River Reel (Merri Rudd)**Improper / Easy**

A1	N Gypsy & Sw (16)
A2	LLFB (8) G Almd Lt 1.5 (8)
B1	P B & Sw (16)
B2	Half prom (8) Cir Lt 3/4 (8) & pass thru
☯	


Cherokee Shuffle (David Kaynor)**Improper / Easy**

A1	N DsD (8) Cir Lt (8)
A2	Bal ring (8) N Sw (8)
B1	G Almd Lt 1/2, Wave Bal (8) Partner Swing (8)
B2	Cir Lt 3/4 (8) Bal Ring, Calif Twirl (8)
☯	<i>Fairly easy w/ less symmetry. Bal in odd place (4 beats into B1).</i>


Chuck The Budgie (Rick Mohr)**Improper / Easy**

A1	(Start: N Almd Rr 3/4 to put gents in the center) Gents Almd Lt 1x (8) N Sw (8)
A2	Cir Lt 3/4 (8) P Sw (8)
B1	LLFB (8) L Almd Rt 1.5 (Join Lt hands for wave) (8)
B2	Short Waves Bal, N Almd Lt 3/4 (8) Long Waves Bal, New N Almd Rt 3/4 (8)
☯	<i>Choppy, bouncy dance, especially in B2. Jigs?</i>


Counter Flow (Gene Hubert)**Improper / Easy**

A1	N Gypsy Lt (4) Cir Lt 3/4 (8) Bal Ring (4)
A2	P Sw (8) Cir Lt 3/4 (8)
B1	N Almd Rt (8) N Almd Lt (8)
B2	(Same) N B & Sw (16)
	<i>This sequence intentionally changes from clockwise to counter-clockwise rotation throughout the dance.</i>

Dancing Bear (Becky Hill)**Improper / Easy**

A1	N Almd Rt 1/2 (8) Almd Lt 1x L ch (8)
A2	Hey (16)
B1	P B & Sw (16)
B2	L ch (8) Lt star (8)
	

Delphiniums and Daisies (Tanya Rotenberg)**Improper / Easy**

A1	N Almd Lt 1.5 (8) L ch (8)
A2	Hey (16)
B1	P B & Sw (16)
B2	Cir Lt 3/4 (8) N Almd Rt 1.5(8)
	

Dudd's Reel (Ralph Page)**Improper / Easy**

A1	N B & Sw (16)
A2	LLFB (8) L ch (8)
B1	L ch (8) LLFB (8)
B2	Cir Lt (8) Star Lt (8)
☺	No P Sw (8)

Frederic's Contra (Tom Hinds) **Improper / Easy**

A1	G DsD (8) L Almd Lt 1.5 (8)
A2	P B & Sw (16)
B1	Dn Hall 4-in-line, Turn As Couples Return, Bend the Line (16)
B2	Cir Lt 3/4 (8) N Sw (8)
☺	

Greenfield Storm (Linda Leslie)**Becket / Easy**

A1	Give & Take N to gent's side for a Sw (16) (straight across first time, on Lt diag thereafter)
A2	(face straight across, P across) LLFB (8) L chain (8)
B1	Hey (16)
B2	P B & Sw (16)
☺	

Carpet Vectors (Robert Cromartie)**Improper / Easy**

A1	N B & Sw (16)
A2	Cir Lt (8) L ch (8)
B1	Cir Rt (8) L ch (8)
B2	LLFB (8) P Sw (8)
☯	


Glint (Rich Goss)**Improper / Easy**

A1	Dn the hall 4-in-line (1's in the middle) (8) Turn alone, return, bend the line (8)
A2	Cir Lt 3/4 (8) P DsD (8)
B1	P B & Sw (16)
B2	Cir Lt 3/4 (8) Bal ring 2s arch, 1s pass thru to new N
☯	


Grace in Madtown (Marilee Standifer)**Improper / Easy**

A1	N DsD 1.5 (trading places) (8) Cir Lt 3/4 (8) (end on side w/ P on G orig side)
A2	P B & Sw (16)
B1	Hey (16)
B2	Prom across (8) G Almd Lt 1.5 to new N (8)
☯	


Harmony Supper Line (Jim Saxe)**Improper / Easy**

A1	N Almd Lt 1.5 (8) L ch (to P) (8)
A2	L Almd Rt (8) 1x P Sw (8)
B1	Cir Lt 3/4 (8) N Sw (8)
B2	LLFB (8) Rt star (8)
	


Heartbeat Contra (Don Flaherty)**Improper / Easy**

A1	Bal ring, Pet turn (8) Bal ring, Pet turn (8)
A2	Bal ring (8) N Sw (8)
B1	L Gypsy Rt 1.5 (8) P Sw on side (8)
B2	Cir Lt 3/4 (8) Bal, Calif Twirl (8)
	


Jed's Reel (Penn Fix) **Improper / Easy**

A1	N DsD (8) L DsD (8)
A2	G Bal, G DsD (8) G Almd Rt 1.5 (8)
B1	P B & Sw (16)
B2	Prom across (8) Cir Lt 3/4 (8) & pass through
	


Judah Jig (Charlie Fenton)**Improper / Easy**

A1	N B & Sw (16)
A2	Cir Lt 3/4 (8) P Sw (8)
B1	Cir Lt (8) 1x Rt star (hands across) (8)
B2	L ch (8) Lt star (8)
	

Lady Walpole's Reel (Traditional)**Improper / Easy**

A1	N B & Sw (16)
A2	Dn hall 4 in line (8) Turn alone, come back, cast off (8)
B1	L ch over & back (16)
B2	Prom across (8) Rt & Lt through (8)
	

Happy Ending (Chris Weiler) **Becket / Easy**

A1	Bal ring, Pet turn (8) N Almd Lt 1.5 (8)
A2	Hey (16) (L look Lt, G look Rt for new N)
B1	N B & Sw (16)
B2	Cir Lt 3/4 (8) P Sw (8)
	

Starry, Starry Night (Jeffrey Spero)**Duple improper / Easy**

A1	in wavy lines across (1s face Dn, L in middle) Bal wavy line (4) L Almd Lt 1/2 to wavy line (4) Bal, P Almd Rt (8) 1x
A2	Leave P behind With next N, Lt Star 1x (8) Rt star 1x (8)
B1	P B & Sw (16)
B2	L ch (8) Lt star 1x to new wavy line (8)
	☯

In Cahoots (Rick Mohr)**Becket / Medium**

A1	Shift Lt to new Cpl (2) Cir Lt 3/4 (6) N Sw (8)
A2	L Almd Rt 1.5(8) P Almd Rt 1.5(8) (G join Rt hands to wavy line)
B1	Bal wave (4) Walk Fwd to meet shadow (4) (Join hands in wave—shadows join Lt; G join Rt) Bal wave (4) Shadow Almd Lt 3/4 (4)
B2	P B & Sw (16)
	☯

Ain't Dancing Grand? (John Coffman) **Duple improper / Easy**

A1	N Almd Lt 1.5 (8) L Almd Rt 1.5(8)
A2	P B & Sw (16)
B1	Rt & Lt thru (8) L ch (8)
B2	Bal ring (4) Petronella twirl (4) [2X]
	☯

Roll Twelve (Chris Page)**Improper / Easy**

A1	N DsD (8) N Sw (8)
A2	LLFB (8) L ch (8)
B1	Bal ring (4) G roll awy N across (4) P Sw (other side) (8)
B2	P Prom (8) Cir Lt 3/4 & pass thru (8)
☯	

Last Time I Checked This Was Still a Democracy, Isn't It? (Amy Cann) Duple improper /

A1	LLFB (8) 1s do something (Gypsy/DsD/Sw) (8)
A2	Dn hall (1s in ctr) (8) ones turn as a couple, all return Hand cast 2s up & around 1s into ctr (8)
B1	2s half fig 8 dn thru 1s (8) 2s Sw in middle (8)
B2	Cir Lt 1/2 (8) pass thru DsD new N and face across (8)
☯	<i>See notes card!!!</i>

Last Time I Checked This Was Still a Democracy, Isn't It? (Amy Cann) Duple improper /

A1	The dance was first presented during a cold night in Nelson during tax season. The caller said "gypsy," but some dancers decided that they'd rather do-si-do. One couple started a swing.
A2	When the caller reminded them that she'd said "gypsy," a dancer replied that he'd been working on his taxes all day and was tired of following directions. So now the call is to do whatever you wish (default is a swing), as long as you are ready in time to go down the hall at the top of A2.
B1	
B2	
☯	

Early Bird Special (Tom Calwell)**Duple improper / Easy**

A1	N B & Sw (16)
A2	Dn hall, turn alone, return (16)
B1	Cir Lt 3/4 (8) P Sw (8)
B2	R/L thru (8) L ch (8)
☯	

Maggie's Ginger Jig (Tom Calwell and Myra Hirschberg)**Duple improper / Easy**

A1	N DsD (8) P DsD (8)
A2	1s B & Sw (16)
B1	Dn Hall 4-in-line, Turn As Couples Return, Bend the Line (16)
B2	Cir Lt 1x (8) Bal ring, pass thru to new N (8)
☯	<i>An easy, easy first contra for a crowd of mostly new dancers.</i>

??? (???) Improper / Medium

A1	Dn hall 4-in-line (1's in the middle) (8) Don't turn around, back-up a few steps actives arch while inactives go under to new cpl (8)
A2	DsD the one you meet (8) Pass by and swing the next (8)
B1	Pass thru across set, Rt shoulder w/ P, turn alone (8) R/L thru across w/convenient one (8)
B2	LLFB (8) Active Sw in middle (8)
☯	<i>"The progressions are pretty much automatic. The pass thru followed by a right and left thru in B1 is a progression not seen much in traditional style contrast. The convenient one is, for the lady, the gent on your left, and for the gent it is the lady on your right."</i>

Roll In To The Grey Eagle (Hank Morris) ??? / Easy

A1	LLFB (8) L roll G (R/L on the way back) L ch (8)
A2	Hey (16)
B1	P B & Sw (16)
B2	Cir Lt 3/4 (8) N Sw (8)
☺	

Tica Tica Timing (Dean Snipes) **Becket / Medium**

A1	Cir Lt 3/4 (8) N Sw (8)
A2	Prom (8) L ch (8)
B1	Bal ring, Petr x2 (16)
B2	P B & Sw (16) Slide Lt
☺	

Aback (John Coffman) **Duple improper / Medium**

A1	N Gypsy & Sw (16) (or N B & Sw) (16)
A2	G Almd L 1.5 (8) P Sw (8)
B1	R/L thru across (8) L ch to N (extra courtesy) (8)
B2	N See-Saw 3/4 to short wavy line across (8) Bal wave, Missouri twirl (8)
☺	See notes card!!!

Aback (John Coffman)**Duple improper / Medium**

A1	Notes: This is a REVERSE PROGRESSION dance; that is, ones will progress up the hall, and twos will progress down the hall. To teach this dance, have dancers take hands four, and face their current neighbor. Then, tell them they will progress backwards; that is, their next neighbors are behind them. You might have dancers drop hands and turn around to meet their next neighbors behind them. After introducing dancers to their next neighbors, ask them to turn back around to take hands four with their current neighbors.
A2	B1: The "L chain with extra courtesy" starts like a normal L chain (8). However, the men should continue to courtesy turn the woman for another 180 degrees, so both dancers end up facing outside the set (with the lady on the right as you face outside the set).
B1	Dancers will then have connected left hands to pull into the see saw (left shoulder dos-si-dos). In B2, after the Neighbor See Saw (left shoulder dos-si-dos) ¾, all will end up in a short wavy line across the set. All will have right hands with their neighbor, and ladies will have left hands in the center; ones will be facing down, and twos will be facing up (the normal direction of progression).
B2	You and your neighbor will have joined right hands, and you will be facing opposite directions. Balance the wave (R, L), ladies drop left hands and Missouri Twirl with your neighbor. [A Missouri Twirl has much of the feel of a California Twirl, with this exception: you and neighbor start facing opposite directions, and you end up facing opposite directions.] When the Missouri Twirl is complete, all will be facing their new (reverse progression) neighbors.
☺	<i>The progression takes place at the end of B2 with the Missouri Twirl. Dancers will have time to loop wide on the See Saw ¾ in B2. When out on the ends, stand out with the lady on the left, and the man on the right as you face back in.</i>

Abracadabra (John Coffman) Becket / Medium

A1	Rt Diag R/L thru (8) Cir Lt 3/4 (8)
A2	N Almd Lt 1.5 (8) L ch (8) (across to P) (8)
B1	Lt Star 3/4 (8) Previous N Sw (8)
B2	G Almd Lt 1.5 (8) P Sw (8)
☺	

Last Minute Contra (?) (Seth Tepfer) Improper / Easy

A1	Cir L (8) L Star (8)
A2	P DsD (8) N DsD (8)
B1	N B & Sw (16)
B2	LLFB (8) 1's Sw (8)
☺	

Mad, mad world (Martha Wild)**Duple improper /**

A1	LLFB (8) Mad robin (8) (*1)
A2	Women pass by the left shoulder and Gypsy and swing partner (16)
B1	Pass through across the set and California twirl (8) Mad robin (8) (*2)
B2	Men pass by the left shoulder and Gypsy and swing neighbor (16)
☯	*1: (women pass to the right in front of men at start) *2: (men pass to the right in front of women to start)

I wanna dance (Erik Hoffman) Improper / Easy

A1	Cir Lt 3 & pass thru (8) N Sw (8)
A2	Ladies chain (8) 1/2 Hey (8)
B1	Lt hand to P, bal long line (8) Ladies walk across, bal long line (8)
B2	Ladies turn P B & Sw (16)
☯	A1 starts with Cir Lt 3 and N Sw the first time. In B1, Gents turn to catch Ladies in long line https://www.youtube.com/watch?v=bButR_xx4LO

??? (???) Improper / Easy

A1	LLFB (8) 1s Swing in middle (8)
A2	Dn hall (1s in middle) (8) Turn alone & come back 2s arch, 1s go under to new N (8)
B1	Cir Lt (8) Cir Rt (8)
B2	N DsD (8) P DsD (8)
☯	https://www.youtube.com/watch?v=bcjh1_7pZ6M

The Emptied Crack (Al Olson)**Improper / Hard**

A1	N Almd Lt 1.5 (8) N#2 Sw (8)
A2	N#3 Almd Lt (4) Pass N#2 by Rt shoulder (4) N#1 Sw
B1	Cir Lt 3/4 w/ orig group (6) P Sw (10)
B2	L chain (8) Rt hand star (8)
🕒	<i>Author's Notes: Many dances are not quite danced the way callers teach or call them. They require extra moves "between the cracks" to make some transitions work. A preliminary version of this dance was identical to the final version except for eight counts: A2 (8) Same neighbors allemande left 1 1/2... To flow gracefully from a swing to an allemande left requires the lady to spin. The final version of the dance eliminated the need for this spin, emptying the crack.</i>

Another Cure for the Claps (Rich Goss & Bob Isaacs) Duple improper / Easy

A1	Bal ring & Petronella Twirl (8) Scoop P & Sw on side (8)
A2	Bal ring & Petronella Twirl (8) Scoop N & Sw on side (8)
B1	Dn Hall 4-in-line, Turn As Couples Return, Bend the Line (16)
B2	L chain (8) Cir Rt 3/4 (8) Pass thru to new couple
🕒	https://www.youtube.com/watch?v=BTxwtM9-vsU

Hands Fourplay (Bob Isaacs) / Easy

A1	LLFB (8) L Almd Rt 1.5 (8)
A2	Prom across w/ butterfly whirl (8) N Sw
B1	Bal ring & Petr twirl (8) Bal ring & Petr twirl (8) to your P
B2	P B & Sw (16) Slide Lt
🕒	https://www.youtube.com/watch?v=1xn0wbFQQE8

Al's Safeway Produce (Robert Cromartie) **Duple improper / Easy**

A1	Star Lt 1x (8) N Almd Lt 1.5 (8)
A2	L Almd Rt 1.5 (8) P Sw (8)
B1	Cir Lt 3/4 (8) N Sw (8)
B2	LLFB (8) Star Rt to new N (8)
☯	<i>Note: In A2, can replace the Almd with a simple pass thru to Partner</i>

Alberta Street Contra (Rich Goss) **Duple improper / Easy**

A1	N B & Sw (16)
A2	Dn hall 4-in-line Dixie Twirl*, return, bend line (16)
B1	Cir Lt 3/4 (8) P Sw (8)
B2	Prom (8) L ch (8)
☯	<i>* Middles arch. Keep hands joined, right hand dancer (#1 lady) leads through arch while the left hand dancer (#1 Gent) leads across set to face up. At the end of the move, the line has the same order, just facing up.</i>

24th of October (Don Lennartson) **Becket / Medium**

A1	LLFB (8) L Ch (8)
A2	Star Lt (8) NEW N Almd Rt 1.5 to long waves (G facing in) (8)
B1	Bal Wave (4) Circulate to new wave (4) * Bal Wave (4) Circ to new wave (4) **
B2	Bal wave (4) Circulate (4) *** P Sw (8)
☯	<i>* Gent cross into P's place, L arc right to N's place ** Gents arc, ladies cross *** Gents cross, ladies arc</i>

AADS Reel (Phillipe Callens)**Improper / Medium**

A1	N DsD (8) N pass Rt shoulder, next N Almd Lt, end facing orig N (8)
A2	Bal ring (w/ orig group) (4) Cir Lt 1/2 (4) P Sw in center (8)
B1	N B & Sw (16)
B2	L Ch (8) Cir Lt 3/4 (6) Pass through along the line (2)
☺	<i>This dance is not suitable for crowded conditions.</i>

100 (Phillipe Callens) Improper / Medium

A1	N B & Sw (16)
A2	Dn hall 4-in-line; couples wheel towards each other, pass through across and wheel to face up; come up the hall (12) Those couples in the gents' line (G1 and L2) hand cast off (4)
B1	Half Hey (8) L Ch (6) Roll away w/ half sashay (2)
B2	Star Lt 3/4 (8) New N Star Rt (8)
☺	<i>The movements in A2 result in a horseshoe pattern: dancers go down four in line, drop hands, pass across, join hands again and go up four in line. It should be one continuous, flowing movement. First gent and second lady end the movement by doing a cast off (inside hands already joined); second gent and first lady simply face across. In B1 the ladies start a hey halfway which is followed by a ladies chain. After courtesy turning their partner, gents roll their partner away so that ladies finish on their left-hand side (left hands still joined). This roll away goes nicely into the ensuing left-hand star. Ladies follow their partner in both of the stars. In order to re-start the dance with a new neighbor, ladies should turn right, ready to balance and swing.</i> https://www.youtube.com/watch?v=bawtI7dj1DA

Hay in the Barn (Chart Guthrie)**Duple improper / Easy**

A1	N B & Sw (16)
A2	L ch (8) 1/2 Hey (L starts, Rt shoulder) (8)
B1	P B & Sw (16)
B2	L ch (8) 1/2 Hey (L starts, Rt shoulder) (8)
☺	

Coming Home from Toohollie (Janet Shepherd) Duple improper / Easy

A1	N DsD (8) Cir Lt (8)
A2	L roll P away L pull P into a Sw (on the side wher ethe Gent started) (16)
B1	G Almd Lt 1.5 (8) N Sw (8)
B2	Bal ring (4) Petronella twirl (4) [2X]
🌀	

Pound Cat Promenade (Scott Russell) Improper / Easy

A1	LLFB (8) New N Sw (8)
A2	Cir L 3/4 (8) P Sw (8)
B1	G Almd Lt 1.5 (8) Pass N, start 1/2 Hey (8)
B2	G pick N and do a NASCAR Prom (8) NASCAR Prom back (8)
🌀	https://www.youtube.com/watch?v=TjEmrKoOTkk

The Rendezvous (Dan Pearl) / Easy

A1	LLFB (8) L DsD (8)
A2	P B & Sw (16)
B1	Cir Lt 1x (8) Slide Lt, Cir Lt 3/4 (8)
B2	NEW N Sw (16)
🌀	https://www.youtube.com/watch?v=zwgKGUdLMzw

Gene's Genius (Tony Parkes)**Duple improper / Medium**

A1	N B & Sw (16)
A2	G Almd L 1.5 (8) P Sw (8)
B1	Rt & Lt thru (8) Pass thru to next couple (8)
B2	Rt Star w/ new couple (8) Lt Star w/ orig couple (8)
☺	<i>Smooth flowing reels (moderate to fast tempo)</i>

Friday Night Fever (Tony Parkes)**Duple improper / Medium**

A1	N B & Sw (16)
A2	G Almd L 1.5 (8) P Sw (8)
B1	Half promP across set (8) L ch (8)
B2	Bal with P across set (4) "Rights and Lefts" 4x ending facing new N (12)
☺	<i>Well-phrased jigs or reels. Rights and lefts is known as "Circular hey w/ hands" or "Square through"; it is a miniature grand Rt & Lt but in the opposite direction: gent go CW, L CCW. In this dance, partners are already holding Rt hands. They pass by and face N. Give Lt hand to N, pass by and face P. Repeat, giving Rt to P and Lt to N, pass straight by N and look for next N.</i>

Betty's Bears (Tony Parkes)**Duple improper / Medium**

A1	N DsD 1+ to wavy line (N join Rt hands, L join Lt hands in middle) (8) Bal wave (4) N Almd Rt 1x (4)
A2	L Almd Lt 1.5 (8) P Sw (end facing dn hall) (8)
B1	Dn Hall 4-in-line, Turn As Couples Return, Bend the Line (16) **
B2	LLFB (8) L ch (8)
☺	<i>** May do a cast off or a "turn-under" instead</i>

Heritage Reel (Tony Parkes)**Duple improper / Easy**

A1	N B & Sw (16)
A2	LLFB (8) G Almd L 1.5 (8)
B1	P B & Sw (16)
B2	Half prom (8) L ch (8)
☯	

Summer Sunshine (Paul Balliet)**Duple improper / Easy**

A1	Bal wave (4) N Sw (12)
A2	L Ch across and back (16)
B1	Cir Lt 3/4 (8) P Sw (8)
B2	Cir Lt 3/4 (8) Bal wave, walk forward to new wave (8)
☯	<i>Note from the Author: The only unique item for experienced dances is the unusual start position, which repeats near the end of B2. Take Neighbor's Right hand, women take Left hands to form wave.</i>

Jefferson's Reel, Traditional (Carol Ormand) PROPER / Medium

A1	Cir Lt 1x (8) Cir Rt 1x (8)
A2	Star Rt 1x (8) Star Lt 1x (8)
B1	actives separate from partner and go down the outside of the set (8) actives turn around and walk back, returning to place (8)
B2	* actives split the inactives to make a line of 4, go down the hall (6) * actives make an arch with their joined hands, pull inactives through the arch (2) * actives face new inactives in a line of 4 (actives still face DOWN, inactives face UP) * in a line of 4 walk UP the hall; make a new ring of 4 (8)
☯	

Well, that was fun (Janet Kile)**Improper / Medium**

A1	Bal ring, Petr Twirl (8) N DsD (across) (8)
A2	P DsD (8) L turn Rt, G turn Lt ... meet "Other Group" Star Lt with Other Group (8)
B1	Star Rt with original group (8) Slide Lt and new N DsD (8) ***Progress
B2	Cir Rt 3/4 (8) P Sw (8)
☯	<i>This is good for a slow song or for somewhat experienced dancers.</i>

Unruly reunion (Robert Cromartie)**Duple improper /**

A1	Dn the Hall 4 in line, 1's in the middle (8) turn alone, return and bend the line (8)
A2	Cir Lt 1x (8) Cir Rt 1x (8)
B1	N DsD (8) N Sw (8)
B2	LLFB (8) 1's Sw (8)
☯	

Family Contra (Sherry Nevins) **Duple improper / Easy**

A1	Bal ring 2x (8) Cir Lt 1x (8)
A2	Bal ring 2x (8) Cir Rt 1x (8)
B1	N DsD (8) P DsD (8)
B2	face N, take inside hands w/P (8) DsD as a couple 1.5 to face new N (8)
☯	<i>Most of the time, everyone is connected to someone else, which minimizes the opportunity for getting lost. It's also a longways dance that feels like a "real" contra, but it doesn't matter if people cross over at the ends.</i>

Broken Sixpence (Don Armstrong)**Duple improper / Easy**

A1	N DsD (8) G DsD (8)
A2	L DsD (8) 1's Sw (end facing down) (8)
B1	Dn hall 4 in line, turn alone (8) Return and bend line (8)
B2	Cir Lt 1x (8) Star Lt 1x (8)
☯	

Frederick Reel (Tom Hinds)**Duple improper / Easy**

A1	LLFB (8) L Almd Lt 1.5 (8)
A2	P B & Sw (16) end facing down the hall
B1	Dn hall 4 in line, turn alone (8) Return and bend line (8)
B2	Cir Lt 3/4 (8) N Sw (8)
☯	<i>great for orienting beginners because it begins with long lines going forward and back--something that everyone does, all together</i>

Airpants (Lisa Greenfield)**Duple improper / Easy**

A1	N B & Sw (16)
A2	LLFB (8) L Almd Rt 1.5 (8)
B1	P B & Sw (16)
B2	Cir Lt 3/4 (8) N DsD (8)
☯	

Push the Button (Unknown)**Duple improper** / Easy

A1	N B & Sw (16)
A2	LLFB (8) L ch (8) [to P]
B1	L DsD (8) P Sw (8)
B2	Cir L 3/4 (8) Bal ring and pass thru to new N (8)
☺	

The Eyes Have It (Becky Hill) **Becket** / Easy

A1	Cir Lt 1x (8) Slide Lt & L ch (8)
A2	Mad Robin (sideways DsD) (8) Half Hey (8)
B1	N B & Sw (16)
B2	G Almd Lt 1.5 (8) P Sw (8)
☺	

Beneficial Tradition (Dan Pearl)**Becket** / Medium

A1	L Almd L 1x to a Wave, Bal Wave (8) P Sw (8)
A2	Cir Lt 3/4 (8) N Sw (8)
B1	L ch (8) LLFB (8)
B2	(Straight Across), w/OPPOSITE sex, pull by left, face in (On Slight Right Diag), w/SAME sex, pull by Rt, face in (Straight Across), w/OPPOSITE Sex, pull by left, face in (On Slight Right Diag), w/SAME sex, pull by Rt, face in
☺	Becket, double L/CW prog This one needs strong, clear four-beat phrases in B2. More driving or exhuberant, and not as mysterious or in a minor key.

20 Bellow (Bill Olson)

Becket / Medium

A1	Cir Lt 3/4 to wave across (Rt hand to N, L Lt hands) (8) Bal wave, walk forward to new wave (8)
A2	Bal wave (4) N Sw (12)
B1	G Almd Lt 1.5 (8) Half Hey (8)
B2	P B & Sw (16) (or Gypsy & Sw)
☯	

Almost There (Tom Lehmann) **Improper** / Medium

A1	From long wave line, L face in, G face out Bal wave R/L, slide Rt (8) Bal wave L/R, slide Lt (8) (take Rt hand with new N)
A2	Box the Gnat (put L back in center) (4) Pull by Rt to start a 3/4 Hey (NR, GL, PR, LL, NR, GL) (12)
B1	P B & Sw (16) (Gents orig side)
B2	L Almd Rt 1.5 (8) N Almd Lt 1.75 to long wavy lines
☯	<i>Last time through: B2: Ladies allemande right 1x to Partner swing</i> <i>*3/4 heys hard to tell when gone far enough. Balance when you meet your partner the second time.</i>

Amy's Harmonium (Cary Ravitz)

Becket / Medium

A1	LLFB (P roll away w/half sashay on the way back) (8) G Almd Rt 1.75 (8)
A2	N B & Sw (16)
B1	L ch (8) Cir Lt 3/4 & pass thru to new couple (8)
B2	L Almd Lt 1x while G orbit 0.5 CW (left) (8) P Sw (8)
☯	CCW <i>Start the dance improper and teach B2 first. Face neighbor to orient Gents to the direction of the orbit, THEN ladies allemande left.</i>

Anderson Ferry Reel (mixer) (Eric Conrad) PROPER / Easy

A1	Up a double and back (2x) *
A2	P DsD 1.25 to face new P (2 loners at end) Swing new P
B1	Two loners "ride the ferry" **
B2	LLFB (adjust lines) P Sw (end facing up)
☯	<i>MIXER: 5-7 couples, 6 ideal</i> <i>* A1: Borrowed from English country dancing. W/partner, face up and go F/B</i> <i>** B1: If set has 7 couples, lone people will omit last weave to get back to place in time</i>

Another Second Time Around (Robert Cromartie) Becket / Medium

A1	Cir Lt 3/4 (8) N Sw (8)
A2	Cir Lt 3/4 (8) P Sw (8)
B1	LLFB (8) On Lt Diag, L ch (8)
B2	New L pull by Rt, shadow Almd Lt (8) P Sw (8)
☯	

Are You 'Most Done (Russel Owen) Becket / Medium

A1	G Almd Lt 1.5 (8) N Sw (8)
A2	LLFB (8) Star Lt (8) (less than 1x) to G in middle *
B1	With new N, Rt Diag Hey (G pass Rt shoulders) (16)
B2	G almd Rt 3/4 to face P; ladies walk to meet Gent (4) P Sw (12)
☯	<i>* If you are out, join the long line and star with ghosts</i>

Almost Back Home (Phillippe Callens) **Improper / Medium**

A1	N B & Sw (16)
A2	Down the hall four in line; couples wheel towards each other, pass through across and wheel to face up; come up the hall (12) Those couples in the gents' line (G1 and L2) hand cast off (4)
B1	Half Hey (8) L Ch (6) Roll away with a half sashay (2)
B2	Start Lt (8) $\frac{3}{4}$ New N Start Rt (8)
☺	

Are You 'Most Done (Russel Owen) **Becket / Medium**

A1	Gent Almd Lt 1.5 (8) N Sw (8)
A2	LLFB (8) Star Lt (8) (less than 1x)
B1	Hey (16) on rt diag w/ new n- (start Gent rt sh) *
B2	** G Almd Rt 3/4 (8) (Ladies align with Partner) P Sw (8)
☺	* Identify next g- to pass for hey ** Next time g= meet in ctr for Hey

The Carousel (Tom Hinds) **Improper / Easy**

A1	LLFB (8) L Almd Lt 1.5 (8)
A2	Hey (16) [L by Rt sh]
B1	P B & Sw (16) **
B2	Cir Lt 3/4 (8) N Sw (8)
☺	** or P Gypsie & Swing

Raeden's Twirl (Don Veino)**Duple improper / Easy**

A1	Bal ring (4) Neigh NJ Twirl (4) to N Sw (8)
A2	Cir Rt 3/4 (8) (no rush) Bal ring (4) P NJ Twirl (4)
B1	P Sw (16) [long swing, bring all tricks]
B2	Cir Lt 3/4 (8) Bal ring (4) P Calf Twirl (4)
☯	<i>Jersey Twirl is like a California Twirl but w/opposite hands. Gent raises left joined hand and Lady goes under while Gent walks around. Both end facing opposite direction (and in this dance use their continuing momentum to enter a Swing)</i>

Catch a Falling Star (Melanie Axel-Lute)**Improper / Easy**

A1	N B & Sw (16)
A2	Cir Lt 3/4 (8) P Sw (8)
B1	LLFB (8) Star Rt (8) (hands across)
B2	Bal Star (4) Ladies slide to trade places & catch Lt hands while Gents loop over Lt shoulder (4) Star Lt (8) (hands across)
☯	

CDS Reel (Ted Sannella)**Improper / Easy**

A1	N Sw (8) LLFB (8)
A2	Whole set, Cir Lt 1x (8) Cir Rt 1x (8)
B1	Star Lt 3/4 (8) w/ opposite two P Sw (8)
B2	Rt & Lt Thru (8) L Ch (8)
☯	<i>The gents can improve the flow into the partner swing with a loop over the right shoulder out of the star.</i>

01 Chevy Cavalier (John Nance)**Improper / Easy**

A1	N Almd Rt 3/4 (6) Bal wave (4) G Almd Lt 1.5 (6)
A2	P B & Sw (16)
B1	LLFB (8) Half Hey (8) [L by Rt sh]
B2	L Ch (8) Star Lt (8)
☺	<i>The wave in A1 is a wave across with men in the center. This dance is named for the car I've done most of my dance traveling in.</i>

1 of 2 (John Nance) **Improper / Easy**

A1	N Almd Lt 1.5 (8) L Ch (8)
A2	Half Hey (8) [L by Rt sh] P Sw (8)
B1	Cir Lt 3/4 (8) N Sw (8)
B2	Prom (8) Star Rt (8)
☺	<i>I wanted to write a dance with the star right/allemand left progression. I wasn't quite satisfied with the promenade/star right transition in this dance, so I wrote "2 of 2" at the same time.</i>

2 of 2 (John Nance) **Improper / Easy**

A1	N Almd Lt 1.5 (8) Half Hey (8) [L by Rt sh]
A2	N B & Sw (16)
B1	Cir Lt 3/4 (8) P Sw (8)
B2	Pass thru across, Turn Alone (6) Star Rt 1-1/4 (10)
☺	<i>I wanted to write a dance with the star right/allemande left progression. I wrote "1 of 2" first and wasn't quite satisfied, so I immediately wrote this one. The star right in B2 is a hands-across star.</i>

3 of 2 (John Nance)**Improper / Easy**

A1	N Almd Lt 1.5 (8) Half Hey (8) [L by Rt sh]
A2	N B & Sw (16)
B1	L Almd Rt 1.5 (8) P Sw (8)
B2	Cir Lt 3/4 (8) N Almd Rt 1.5 (8)
☯	<i>I wrote this dance one afternoon but it seemed familiar. I looked through my dances and it was very similar to 2 of 2. The Neighbor in A1 is the new neighbor.</i>

A Proper Dance (John Nance) **PROPER / Medium**

A1	LLFB (8) Orbit (8)
A2	P Gypsy & Sw (16)
B1	L cross set, pass Lt shoulders (8) N Sw (8)
B2	Cir Lt 1/2 (4) bal cir (4) 1s do half fig 8 above (8)
☯	<i>It is critical that people be aware of whether they are active or inactive. The Orbit movement in A1 is as follows: #1 Man and #2 Lady allemande left in the center 1x WHILE the #2 Man and #1 Lady walk CCW to the other side of the set. There is plenty of time for all that to happen.</i>

American Airlines Flight 3672 (John Nance) **Becket / Easy**

A1	LLFB (8) L Ch on Lt Diag (8)
A2	Pass thru across (no courtesy turn or twirl) (4) N Sw (12)
B1	L Ch (8) Half Hey (8) [L by Rt sh]
B2	P B & Sw (16)
☯	<i>At the end of the half hey in B1, turn away from the one you are with to face your partner. I wrote this dance on this flight, going to visit my daughter.</i>